

Institutional Persistence and Retention Report

Fall 2013-2017 Entering Cohorts

IMPERIAL VALLEY COLLEGE

School and Branch Code: 001214-00

NATIONAL STUDENT CLEARINGHOUSE RESEARCH CENTER

2300 Dulles Station Blvd., Suite 220, Herndon, VA 20171



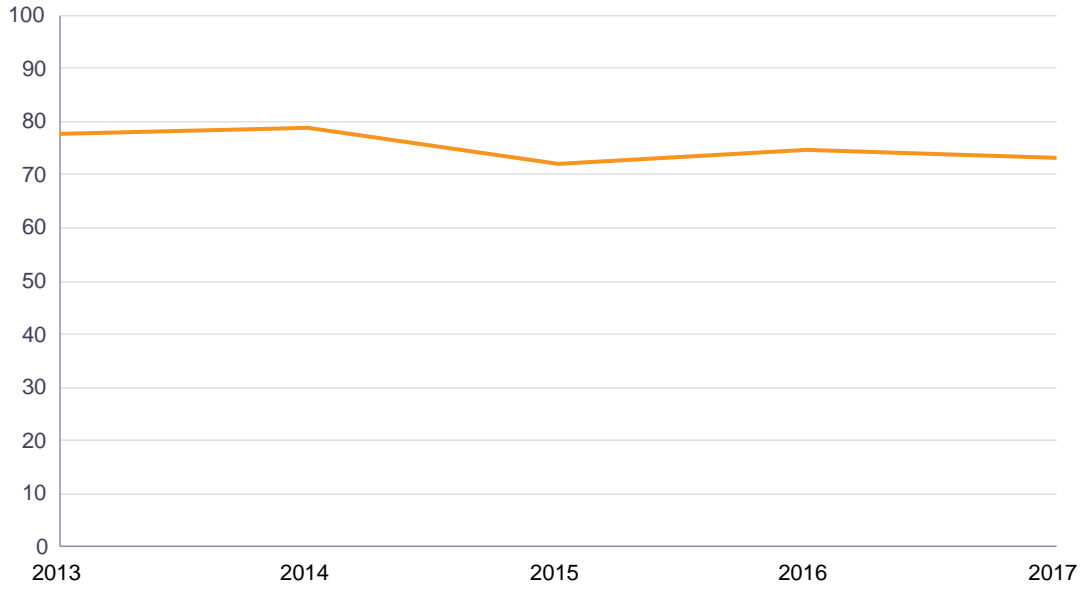


BY STARTING ENROLLMENT INTENSITY

National Results for Two-Year Public Institutions

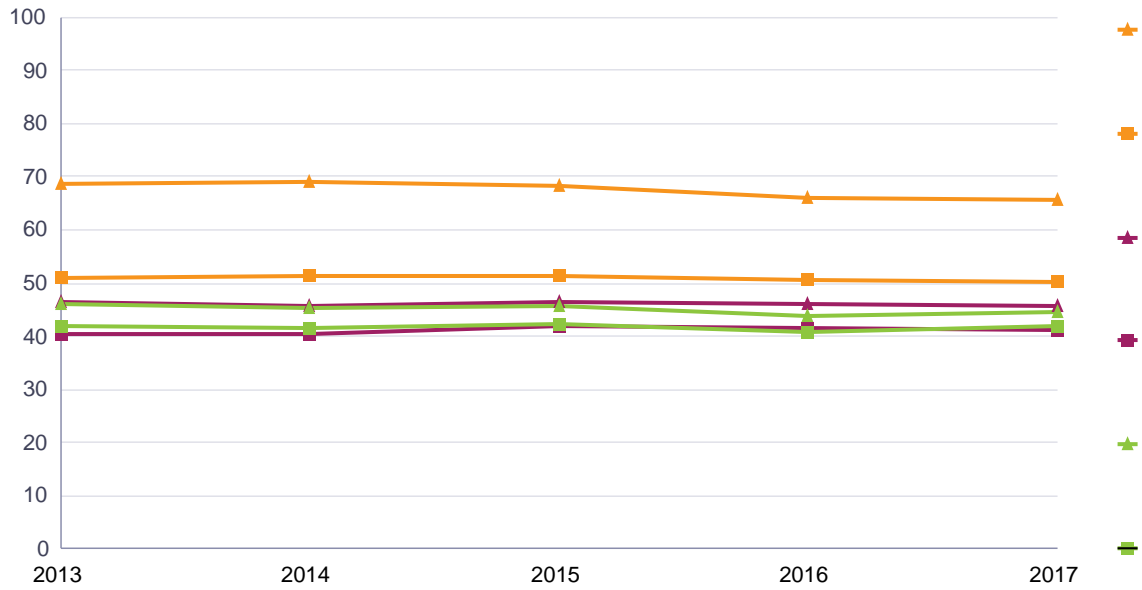
BY AGE

IMPERIAL VALLEY COLLEGE



BY AGE

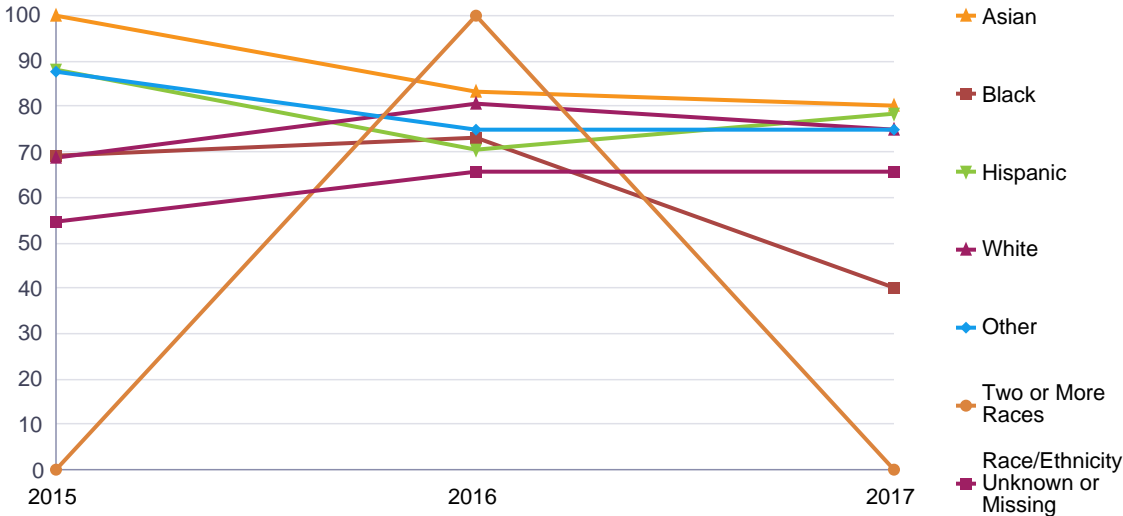
National Results for Two-Year Public Institutions





PERSISTENCE: BY RACE/ETHNICITY

IMPERIAL VALLEY COLLEGE



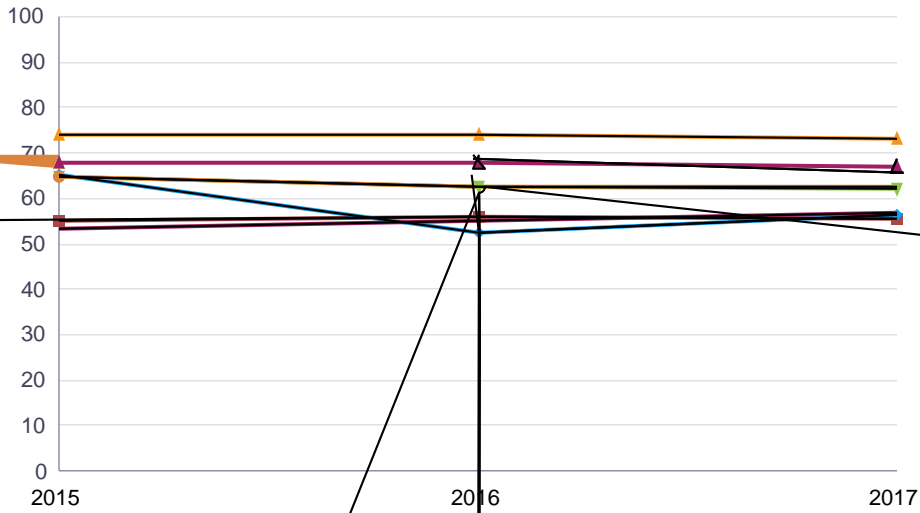
Race/Ethnicity		Fall 2015 Entering Cohort	Fall 2016 Entering Cohort	Fall 2017 Entering Cohort
Asian	Persisted Count	1	5	4
	Persistence Rate	100.0%	83.3%	80.0%
	Total Students	1		5
Black	Persisted Count	9	11	2
	Persistence Rate	69.2%	73.3%	40.0%
	Total Students	13	15	5
Hispanic	Persisted Count	503	79	404
	Persistence Rate	87.9%	70.5%	78.3%
	Total Students	572	112	516
White	Persisted Count	33	320	30
	Persistence Rate	68.8%		75.0%
	Total Students		398	40

Other: 138. Total: 191. 70.0% (Other) Total: 132. Persistence Rate: 176.958. 1 RG 1 1 1 rg ET 234 240.902 49.5 13.15 ref 0 0 0181.0 0 0 0 rg BT

PERSISTENCE: BY RACE/ETHNICITY

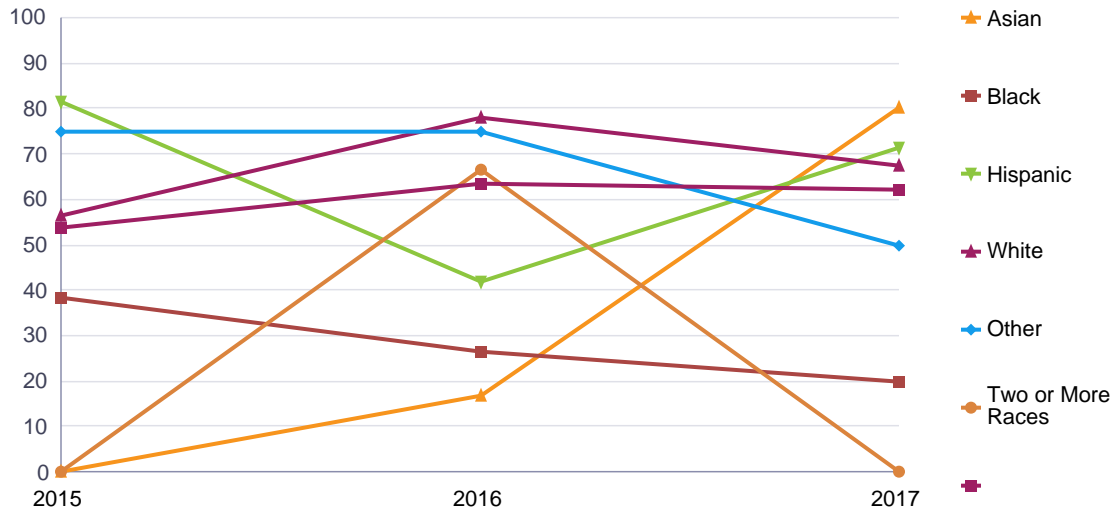
National Results for Two-Year Public Institutions

Entering 10137 Rate 66.5205th BQ 61 11984171120452156.5496479804171028or 570.46549847263



RETENTION: BY RACE/ETHNICITY

IMPERIAL VALLEY COLLEGE





RETENTION: BY RACE/ETHNICITY

National Results for Two-Year Public Institutions



Footnote Appendix

Footnote 1: Starting Enrollment Intensity

